


## BST8665-XX

### 1700MHz -2200MHz RF-Optical Transceiver

REV 1.0

#### 1 Feature

- ◆ High linear analog PD and DFB laser
- ◆ With low noise and high linear gain power amplifier
- ◆ With APC and protect circuit for laser
- ◆ With AGC function
- ◆ Build-in Bi-Di component
- ◆ +9V~+12V Single power supply
- ◆ RS232 /RS485 control interface
- ◆ -20℃~+70℃ Operating Temperatur



#### 2 Application

- ◆ Broadband RF Wireless
- ◆ Optical Repeater for CDMA/GSM

#### 3 General

The BST8665-XX is a low noise RF fiber optical transceiver designed for CDMA,GSM network and broadband RF wireless up link/down link applications, respectively. Each pair consists of a master and a slave modules,the link from master to slave is called down link,from slave to master as up link.In down link a 1550nm DFB-LD is selected as transmitter and a high linear analog PD as optical signal receiver, In up link a 1310nm FP-LD is selected to transmit the optical signal and 4 high linear analog PD as optical signal receivers.

#### 4 Performance Specifications

##### 4.1 Absolute Maximum Ratings

Parameter	Symbol	Min.	Max.	Unit	Comments
Input Voltage	-	9	15	V	
input RF power			10	dBm	
Fiber Bending Radius	R	30		mm	

##### 4.2 Recommended Operation conditions

Parameter	Symbol	Min.	Typ.	Max.	Unit	Comments
Operating Temperature	T <sub>op</sub>	-20		+70	°C	
Storage Temperature	T <sub>stg</sub>	-40		+85	°C	

## E-O and O-E Characteristics

### 4.3.1 Optical Characteristics

Parameter	Symbol	Min	Typ	Max	Unit	Condition
Optical Wavelength	$\lambda$	1530	1550	1570	nm	master
Average Optical Output Power	Po	-3	-2	-1	dBm	
Optical Return Loss	RL	40			dB	
Optical Isolator	Iso	25			dB	

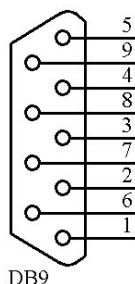
### 4.3.2 Electrical Characteristics

Parameter	Symbol	Min	Typ	Max	Unit	Condition	
Power Supply	V <sub>cc</sub>	9		12	V		
Current Consumption	I <sub>cc</sub>			350	mA		
Bandwidth		1700		2200	MHz		
Max Gain	G	-2	0	+2	dB		
Link Gain	Down Link	G	+13	15	+17	dB	
	Up Link	G	+8	10	+12	dB	
Response Flatness@ any 20MHz		0.5			dB		
Output Noise Floor				-130	dBm/Hz	optical no loss	
Transmit No Optical Alarm		-3			dBm	Software Settings	
Receive No Optical Alarm		-15			dBm	Software Settings	
OIP3	Down Link			-55	dBc	2ch/ch/-8dBm	
	Up Link			-60	dBc	2ch/ch/-3dBm	
RF Isolation		50			dB	optical no loss	
VSWR				1.4			
RF Impedance			50		$\Omega$		
FSK Frequency			433.792		MHz		

### 4.3.3 The connector

Optical connector	FC/APC
RF connector	SMA-50KFD

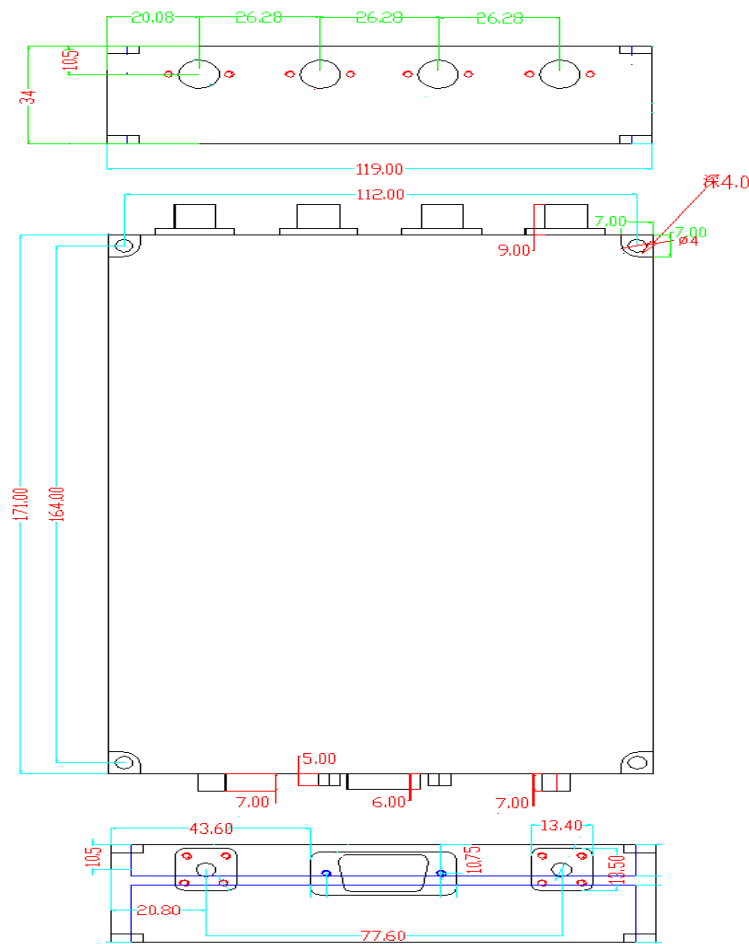
## 5 Pin Definitions ( DB9-FM connector)



## Ordering information

Model	Pin Function Descriptions
BST8895-11	1:NC;2:GND;3:VCC;4:RS232-TX;5:RS232-RX;6:NC;7:NC;8:NC;9:NC
BST8895-12	1:NC;2:GND;3:VCC;4:RS485-B;5:RS485-A;6:NC;7:NC;8:NC;9:NC
BST8895-14	1:NC;2:GND;3:VCC;4:RS232-TX;5:RS232-RX;6:RS485-B;7:NC;8:RS485-A;9:NC
BST8895-15	1:NC;2:GND;3:VCC;4:RS232-TX;5:RS232-RX;6:RS232-RX;7:NC;8:RS232-TX;9:NC
BST8895-16	1:NC;2:GND;3:VCC;4:RS485-A;5:RS485-B;6:RS485-B;7:NC;8:RS485-A;9:NC

## 6 Package Information ( Unit:mm)



**BST8665-XX**

## 7 Specification for Environmental Protection

This product have a quality of "Green product", all raw materials are avirulence and have no environmental impact, apply new technology, strictly control the manufacturing process, the finished products do not contain any hazardous chemical substances regulated by RoHS, 2002/95/EC, or the trace element impurity concentration of banned substances is less than RoHS.